

科学研究費助成事業 研究成果報告書

平成 27 年 6 月 1 日現在

機関番号：12102

研究種目：基盤研究(C)

研究期間：2012～2014

課題番号：24560071

研究課題名(和文) 囁きの回廊モード共鳴を用いたナノセンサーと信号処理素子のシミュレーションデザイン

研究課題名(英文) Simulation Design for Nano sensor and Signal Processing Devices based on Whispering Gallery Mode

研究代表者

Cole James B (Cole, James B.)

筑波大学・システム情報系・准教授

研究者番号：20280901

交付決定額(研究期間全体)：(直接経費) 4,200,000円

研究成果の概要(和文)：* 囁きの回廊モードを円筒、四角、三角などで試し、光学特性として円筒が最適であることを確認した。* 実部の銀のナノロッドアレー(直径10～20nm、間隔20～50 nm)に関して、誘電率の実部が負であり、可視光領域の場合の光学的特性の計算を行った。* これらのプログラムはスパコン上で並列化を行った。* FDTDを使い逆解析によりイメージを再構成する方法も新規に発見した。* 離散的グリーン関数法に関する証明も行い、副産物として逆時間FDTDにより形状を再構成する新たな方法を発見した。計算は膨大な量になり注意してアルゴリズム化しないと数値不安定となる。これらの問題点を克服し、良い結果を得た。

研究成果の概要(英文)：*We investigated WGM resonances for dielectrics of different shapes(such as cylindrical, elliptical, square, and triangular).We found that cylindrical resonators have the best optical properties for fabricating practical devices. *We computed the optical properties of different arrays of silver nanorods(10-20 nm in diameter, spacing 20-50 nm) in the visible wavelengths(400-700) nm, where the real part of the electrical permittivity is negative and the rods are thus effectively a metamaterial. We found that by adjusting the spacing and diameter linear arrays oriented perpendicular to the incident light beam (assumed to be Gaussian)the transmitted wavelength can be finely controlled with very low losses.*Some of them were implemented on a supercomputer.*We devised an optimization method to better represent curved boundaries on a rectangular grid.*We improved the calculation accuracy by using a new source model.*We have verified a discrete Green's function computational methodology.

研究分野：Nano-optical simulation and design using NS-FDTD

キーワード：silver nanorods metamaterial whispering gallery mode recursive convolution FDTD time-reversed FDTD

1. 研究開始当初の背景

(1) We have developed a new version of FDTD called nonstandard (NS) FDTD, for which the error is $\delta \sim (h/\lambda)^6$. NS-FDTD makes it possible to obtain high accuracy solutions of certain kinds of problems with a low value of λ/h . Because, the size, s , of the particles is small compared to the wavelength ($s \ll \lambda$), λ/h must be large in order to represent the particles on the numerical grid – even though the accuracy of the algorithm is high for a low value of λ/h . In addition NS-FDTD cannot be used to compute the optical properties of dispersive materials or when $\text{Re}(\epsilon)$ is negative.

The Whispering gallery modes (WGM : 囁きの回廊モード) in a nanocylinder computed using NS-FDTD are shown in Fig. 1. This simulation used to consider dielectric sphere to be impossible using FDTD method because it takes very long time to excite Whispering gallery mode. However, thanks to high accuracy NS-FDTD method, Fig. 1 shows the first Whispering gallery simulation using FDTD in the world. We are confident using these sophisticated and high accuracy method inverse problem for Plasmonic devices can be solved.




Figure 1. Whispering gallery modes in a dielectric nanocylinder computed using NS-FDTD. Wavelength = 700nm, diameter = 350nm, refractive index = 2.72. Resonances

are very sensitive to the details of the algorithm.

(2) Optical Whispering Gallery Mode Resonators in the Mie Regime

In what is called the Mie regime, the size of particle is about equal to the wavelength of the light, with which it interacts. For visible light the Mie regime is about 100–2000 nm, and for near infrared, used in optical communication, it is about 200–2000 nm.

Acoustical whispering gallery modes are often observed in domes of churches and halls, where sound waves interfere in such a way that the sound very loud in some places, but is nearly zero in others. An optical whispering gallery modes can be observed in solid dielectric cylinders and spheres. Fig. 2(a) shows a typical example. A light source (yellow) is embedded in a dielectric (blue). For a refractive index of 1.5 and radius = 0.5 wavelength, the pattern of light intensity (shades of red) is seen in Fig. 2(b).

Whispering Gallery Mode Sensors: refractive index, stress and strain, contaminants

In the Mie regime, where the wavelength is about equal to the size of the resonator, the modes are very sensitive to small changes in both the refractive index and shape.

Fig. 2(b,c) shows how intensity pattern of the light leaving the resonator changes for small change in the index of refraction (n). Changing the shape by a small amount also changes the light intensity pattern, for example squeezing the height but keeping the width constant.

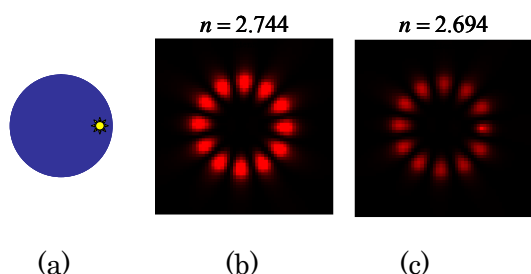


Figure 2. Mie regime whispering gallery mode resonator. (a) Source (yellow) embedded in dielectric material (yellow). (b, c) Intensity (shades of red) of optical modes for different refractive index.

Changing the refractive index or the shape by just 1% produces a detectable change in the light pattern. If a particle touches the resonator, the output light pattern also changes. Thus using WGM resonators in the Mie regime it is possible to make small sensors that detect changes in pressure, stress, strain, and refractive index, and which can detect the presence of nanometer-size biological and chemical particles. The sizes of these sensors are only a few hundreds of nanometers.

Because of their small size thousands of such sensors could be placed on a silicon chip of a few square millimeters.

2 . 研究の目的

We design a prototype for an intelligent optical biosensor system based on an array of coupled whispering gallery mode resonators in the Mie regime linked to an artificial neural network. We train this network to recognize biological materials by their optical properties – from the way they perturb the array system..

3 . 研究の方法

(1) Model Development

Many possible array configurations (for example triangular or square array) are

possible, and whispering gallery mode resonator designs. By adjusting the size and refractive index the resonance frequency can be selected. For our purposes a wavelength of about 500 nm is suitable, but we would like to adjust it slightly to optimize detection of different biomaterials. This can only be done by numerous simulations. In particular we need study the effect of orientation on signal strength for rod-shaped bacteria.

(2) Implementation and debugging of computer programs

We already have template programs, but they need to be optimized and speeded up. The design problem is essentially an inverse problem, so simulation speed and effective use of memory is essential. We have already set up MPI (message passing interface) and Open MP for shared memory. With Dr. S. Banerjee, Sumitomo Kagaku.

(3) Design calculations

We have narrowed down the choices to two basic array types: square – which so far seems the most promising – and triangular. Simulations with test particles of different types will be done the goal is

- Maximize the number of bacteria (different sizes, shapes, refractive indices) that can be detected,
- Maximize signal strength.

4 . 研究成果

(1) We have developed high-accuracy finite-difference time-domain (FDTD) algorithms, that deliver high accuracy on a coarse space-time grid. However when dealing with a resonant structure, such as a whispering gallery mode resonator, the accuracy is limited

not by the FDTD algorithm, but by the representation of the structures on the spatial grid.

Off resonance, it is possible to use what is called the “fuzzy method” in which values of the material parameters (index of refraction or electrical permittivity) in between the grid points are used to adjust the values of the values at the grid points – see Fig.3.




Figure 3.

However on resonance, this method is not accurate enough. One would like to have a broad-band adjustment that works for all frequencies, but unfortunately this is impossible. But within a limited frequency band (for example $\pm 10\%$ of the central frequency) using the Mie theory of layered spheres and cylinders, we can adjust the material parameters at the grid points.

Fig. 4 shows a one-dimensional example. We wish to represent a layer of width w and refractive index n_s , on a grid where $x = \chi\Delta x$ where $\chi = 0, 1, 2, \dots$ is an integer but $w/\Delta x \neq \text{integer}$. We can represent this single layer by two outer layers of width Δx and refractive index n_b , and a central layer of width $m\Delta x$ and refractive index n_a , where m is an integer. We can fit the values of n_a , n_b and m so that the transmission and reflection spectrum of the three-layered

structure matches that of the original one-layer on a given frequency band.

This is more accurate than the fuzzy method. In a similar manner (even for objects that are not spheres or cylinders we can get better accuracy than the fuzzy method).

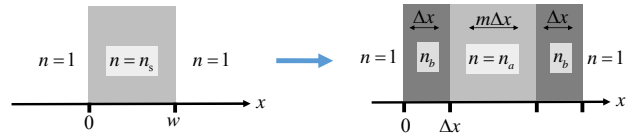


Figure 4

These results were presented at ACES (Applied Computational Electromagnetics Society) Conference in 2015.

(2) Optical whispering gallery mode resonators in the Mie regime (size on the order of a wavelength) are extremely sensitive to small perturbations and to changes in their environment.

For example, a dielectric disk of diameter = 1500nm and refractive index $n = 2.74475$, has a whispering gallery mode (WGM) resonance at wavelength = 1500nm in the TM mode (electric field parallel to the disk axis).

We performed calculations using our new high accuracy algorithm finite difference time domain (FDTD) algorithm based on a nonstandard finite model, and found that a shift in the refractive index of $\Delta n/n = \pm 1\%$ reduces the resonance intensity by about 63%. Such a shift could be induced by heating, strong illumination, or by adsorption of foreign substances such as proteins and bacteria.

Small perturbations in the external environment also affect the on the resonance. According to our calculations, a particle of diameter = 750nm and refractive index = 1.4 (roughly typical of bacteria and proteins,)

touching the WGM resonator causes the resonance intensity to decrease by about 40%, and up to an edge to edge separation of 750 nm away the decrease is some 10%, which can easily be detected.

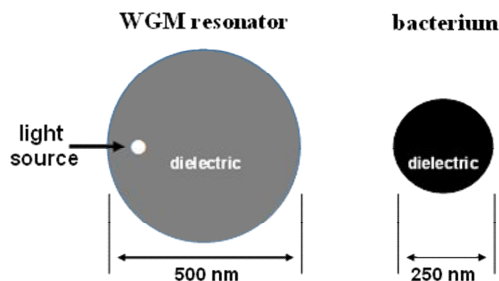


Figure 5 A whispering gallery mode is excited by a light source. The light intensity inside and outside the resonator is affected by the presence of a bacterium (modeled as a particle 250 nm in diameter of refractive index =1.4).

5 . 主な発表論文等

〔雑誌論文〕(計4件)

1. N. Okada, J. B. Cole, "Electromagnetic Imaging of Two-Dimensional Geometries by Multipulse Interference Using the Inverse FDTD Method ",*Advances in Optical Technologies* Volume 2014 (2014), Article ID 529563, 10 pages, <http://dx.doi.org/10.1155/2014/529563> (査読有り)

2. James B. Cole, Naoki Okada, Saswatee Banerjee, "Finite difference time domain methods to solve problems in light scattering and propagation: new developments and extensions", *Journal of Optics*, December 2013, Volume 42, Issue 4, pp 316-327, DOI 10.1007/s12596-013-0134-4) (査読有り)

3. Naoki Okada, Dong Zhu, Dongsheng Cai, James B. Cole, Makoto Kambe, Shuichi Kinoshita, "Rendering Morpho butterflies based on high accuracy nano-optical simulation, *Journal of Optics*", Vol42-1, pp25-36 , doi 10.1007/s12596-012-0092-y2013, 2013 (査読有り)

4. N. Okada, J. B. Cole, "Effective Permittivity for FDTD Calculation of Plasmonic Materials, *Micromachines*", Vol.3-1, pp168-179, doi 10.3390/mi3010168, 2012 (査読有り)

〔学会発表〕(計13件)

1. J. B. Cole and S. Banerjee," Subgrid Representations of Objects for NS-FDTD Calculations Based on Mie Theory for

Layered Structures." ACES Conference, March 22-26, 2015 Williamsburg, Virginia, USA

2. J. B. Cole and S. Banerjee, "High Accuracy Models of Sources in FDTD Computations for Subwavelength Photonics Design Simulations" SPIE Conference, August 17-21, 2014 San Diego , California, USA

3. J. B. Cole and S. Banerjee, "High Accuracy Models of Sources in FDTD Computations for Subwavelength Photonics Design Simulations" SPIE Conference, August 17-21, 2014 San Diego , California, USA

4. J. B. Cole , "Insights of Finite Difference Models of the Wave Equation and Maxwell's Equations into the Geometry of Space-Time" SPIE Conference, August 17-21, 2014 San Diego , California, USA

5. J. B. Cole, Discrete Green's Function Solution of a Nonstandard Finite Difference Model of Maxwell's Equations, International Conference on Optics & Optoelectronics March 5-8, 2014, IRDE, Deheradun, Uttarakhand, India (招待講演)

6. Naoki Okada, James B. Cole, Yasunari Zempo, and Saswatee Banerjee, "Computing Scattering Properties of Metal Nanorods Using FDTD Methods", *The 30th Annual Review of Progress in Applied Computational Electromagnetics*, March 23-27, 2014, Jacksonville, Florida, USA

7. James B. Cole, "Discrete Green's Function for Computational Electromagnetics Using a Nonstandard Finite Difference Model" , *The 30th Annual Review of Progress in Applied Computational Electromagnetics*, March 23-27, 2014, Jacksonville, Florida, USA

8. J. B. Cole, N. Okada, " Fast and high accuracy FDTD using numerical Green's functions based on a nonstandard finite difference model for photonics design," *Proc. SPIE*, Volume 8816, Nanoengineering: Fabrication, Properties, Optics, and Devices X, ; doi:10.1117/12.2024128 , 25-29 August 2013, Sandiego Convention Center, California, USA

9. S. Banerjee, J. B. Cole, "A Mono chromatic Recursive Convolution Finite- difference Time-domain Algorithm and its application in simulation of arrays of metal nano-particles", *Proc. SPIE* 8842, Novel Optical Systems

Design and Optimization XVI, 88420T; doi:
10.1117/12.2022412. 25-29 August 2013,
San Diego Convention Center, California, USA

10. J. B. Cole, N. Okada, " High Accuracy Models for Source Terms in the Nonstandard FDTD Algorithm," Proceeding of the "2013 International Symposium of Electro magnetic Theory" 24PM2C-01 2013年5月20日~24日 広島国際会議場, (広島) Publication Year: 2013 , Page(s): 1098 – 1100

11. J. B. Cole, N. Okada, "Nonstandard Finite Difference Models for the Discrete Green's Function of the Scattered Field" International Symposium on Antennas and Propagation, Nagoya Congress Center, (Nagoya) , Oct29-Nov 2, 2012 (pages 938-942, Print ISBN 978-4673-1001-7, INSPC Accession No. 13225860

12. J. B. Cole, N. Okada, "Nano- Whispering Gallery Modes and Applications" 第73回応用物理学会, 愛媛大学・松山大学 (愛媛) 2012年9月11日~14日

13. N. Okada, J. B. Cole, "Invisibility Cloak with Layered Photonic Crystal that Permits Optical Communication between the Inside and Outside", The 2nd Japan-Korea Metamaterials Forum, June 28-30, 2012 Tsukuba International Center, (Ibaraki)

〔図書〕(計2件)

1. J. B. Cole and S. Banerjee, SPIE, Finite Difference Modeling and Numerical Simulation for Computational Photonics and Electromagnetics, -the Devils in the Details-, 2015 発行確定

2. N. Okada, J. B. Cole, "FDTD Modeling of Nondiagonal Anisotropic Metamaterial Cloaks," Chapter 12 in "Advances in FDTD Computational Electrodynamics: Photonics and Nanotechnology", A. Taflove, Ed. Artech house (2013). P.255-265

〔その他〕

ホームページ等

<http://www.cavelab.cs.tsukuba.ac.jp/nsfddt/jp/>

6. 研究組織

(1) 研究代表者

コール ジェームズ B. (Cole, James B.)
筑波大学・システム情報系・准教授
研究者番号：20280901